

# Certificate of Analysis

For R&D Use Only - Not a California Compliance Certificate.

## Agent Orange

Client: FC Distribution

Sample Name: Agent Orange

Batch Number: N/A

Matrix: Plant

Unit Mass: 1 g per unit

Sample ID: 46851008-39

Date Received: 10/8/2025



<b>Total CBD</b>	<b>ND</b>
<b>Delta 9-THC</b>	<b>0.21 %</b>
<b>THCA</b>	<b>26.88 %</b>
<b>Total Cannabinoids</b>	<b>27.09 %</b>

### Analysis Summary

Residual Pesticides	Pass
Mycotoxins	Pass
Heavy Metals	Pass
Microbial Impurities	Pass
Total Terpenes	2.31 %

### Cannabinoid Analysis

Complete

Analyte	LOD (%)	LOQ (%)	Mass (%)	Mass (mg/g)
CBDV	0.0035	0.011	ND	ND
CBD	0.0030	0.0090	ND	ND
CBG	0.0038	0.011	ND	ND
CBDA	0.0017	0.0052	ND	ND
CBN	0.00080	0.0024	ND	ND
<b>Delta 9-THC</b>	<b>0.0022</b>	<b>0.0067</b>	<b>0.213</b>	<b>2.13</b>
Delta 8-THC	0.0020	0.0059	ND	ND
CBC	0.00070	0.0021	ND	ND
<b>THCA</b>	<b>0.0024</b>	<b>0.0073</b>	<b>26.880</b>	<b>268.80</b>
Total CBD			ND	ND
<b>Total THC</b>			<b>23.79</b>	<b>237.87</b>
<b>Total Cannabinoids</b>			<b>27.09</b>	<b>270.93</b>

Date Tested: 10/9/2025

Total THC = THCa \* 0.877 + d9-THC + d8-THC; Total CBD = CBDA \* 0.877 + CBD

This certificate of analysis is responsible for the tested sample only and is for research and development (R&D) use only. This certificate of analysis shall not be reproduced, except in its entirety, without the written approval of FESA Labs. FESA Labs shall not be liable for any damage that may result from the data contained herein in any way. FESA Labs makes no claim to the efficacy, safety or other risks associated with any detected or non-detected amounts of any substances reported herein. If there are any questions with this report please email [info@fesalabs.com](mailto:info@fesalabs.com). This certificate of analysis is intended only for the use of the party to whom it is addressed and may contain information that is confidential or protected from disclosure under applicable law. If you have received this document in error, please immediately contact us.

References: limit of detection (LOD), limit of quantitation (LOQ), not detected (ND), not tested (NT)

# Certificate of Analysis

For R&D Use Only - Not a California Compliance Certificate.

## Pesticide Analysis

Pass

Analyte	LOQ (ppm)	Limit (ppm)	Mass (ppm)	Status
Abamectin	0.050	0.10	ND	Pass
Acephate	0.050	0.10	ND	Pass
Acequinocyl	0.050	0.10	ND	Pass
Acetamiprid	0.050	0.10	ND	Pass
Aldicarb	0.050	0.00	ND	Pass
Azoxystrobin	0.050	0.10	ND	Pass
Bifenazate	0.050	0.10	ND	Pass
Bifenthrin	0.050	3.00	ND	Pass
Boscalid	0.050	0.10	ND	Pass
Captan	0.050	0.70	ND	Pass
Carbaryl	0.050	0.50	ND	Pass
Carbofuran	0.050	0.00	ND	Pass
Chlorantraniliprole	0.050	10.00	ND	Pass
Chlordane	0.050	0.00	ND	Pass
Chlorfenapyr	0.050	0.00	ND	Pass
Chlorpyrifos	0.050	0.00	ND	Pass
Clofentezine	0.050	0.10	ND	Pass
Coumaphos	0.050	0.00	ND	Pass
Cyfluthrin	0.050	2.00	ND	Pass
Cypermethrin	0.050	1.00	ND	Pass
Daminozide	0.050	0.00	ND	Pass
DDVP	0.050	0.00	ND	Pass
Diazinon	0.050	0.10	ND	Pass
Dimethoate	0.050	0.00	ND	Pass
Dimethomorph	0.050	2.00	ND	Pass
Ethoprophos	0.050	0.00	ND	Pass
Etofenprox	0.050	0.00	ND	Pass
Etoxazole	0.050	0.10	ND	Pass
Fenhexamid	0.050	0.10	ND	Pass
Fenoxycarb	0.050	0.00	ND	Pass
Fenpyroximate	0.050	0.10	ND	Pass
Fipronil	0.050	0.00	ND	Pass
Flonicamid	0.050	0.10	ND	Pass
Fludioxonil	0.050	0.10	ND	Pass
Hexythiazox	0.050	0.10	ND	Pass
Imazalil	0.050	0.00	ND	Pass
Imidacloprid	0.050	5.00	ND	Pass
Kresoxim Methyl	0.050	0.10	ND	Pass
Malathion	0.050	0.50	ND	Pass
Metalaxyl	0.050	2.00	ND	Pass
Methiocarb	0.050	0.00	ND	Pass
Methomyl	0.050	1.00	ND	Pass
Methyl Parathion	0.050	0.00	ND	Pass
Mevinphos	0.050	0.00	ND	Pass
Myclobutanil	0.050	0.10	ND	Pass
Naled	0.050	0.10	ND	Pass
Oxamyl	0.050	0.50	ND	Pass
Pacllobutrazol	0.050	0.00	ND	Pass
Pentachloronitrobenzene	0.050	0.10	ND	Pass
Permethrin	0.050	0.50	ND	Pass
Phosmet	0.050	0.10	ND	Pass
Piperonyl Butoxide	0.050	3.00	ND	Pass
Prallethrin	0.050	0.10	ND	Pass
Propiconazole	0.050	0.10	ND	Pass

# Certificate of Analysis

For R&D Use Only - Not a California Compliance Certificate.

## Pesticide Analysis

Pass

Analyte	LOQ (ppm)	Limit (ppm)	Mass (ppm)	Status
Propoxur	0.050	0.00	ND	Pass
Pyrethrins	0.050	0.50	0.170	Pass
Pyridaben	0.050	0.10	ND	Pass
Spinetoram	0.050	0.10	ND	Pass
Spinosad	0.050	0.10	ND	Pass
Spiromesifen	0.050	0.10	ND	Pass
Spirotetramat	0.050	0.10	ND	Pass
Spiroxamine	0.050	0.00	ND	Pass
Tebuconazole	0.050	0.10	ND	Pass
Thiacloprid	0.050	0.00	ND	Pass
Thiamethoxam	0.050	5.00	ND	Pass
Trifloxystrobin	0.050	0.10	ND	Pass

Date Tested: 10/22/2025

## Mycotoxins

Pass

Analyte	LOQ (µg/g)	Limit (µg/g)	Mass (µg/g)	Status
Aflatoxin B1	0.02	0.02	ND	Pass
Aflatoxin B2	0.02	0.02	ND	Pass
Aflatoxin G1	0.02	0.02	ND	Pass
Aflatoxin G2	0.02	0.02	ND	Pass
Ochratoxin A	0.02	0.02	ND	Pass

Date Tested: 10/22/2025

## Heavy Metals Analysis

Pass

Analyte	LOQ (µg/g)	Limit (µg/g)	Mass (µg/g)	Status
Arsenic	0.050	0.200	ND	Pass
Cadmium	0.050	0.200	ND	Pass
Lead	0.125	0.500	0.178	Pass
Mercury	0.025	0.100	ND	Pass

Date Tested: 10/23/2025

## Microbial Analysis

Pass

Test	Result (CFU/g)	Status
<i>Aspergillus flavus</i>	Absent / 1g	Pass
<i>Aspergillus fumigatus</i>	Absent / 1g	Pass
<i>Aspergillus niger</i>	Absent / 1g	Pass
<i>Aspergillus terreus</i>	Absent / 1g	Pass
Shiga-toxin producing <i>Escherichia coli</i>	Absent / 1g	Pass
<i>Salmonella</i>	Absent / 1g	Pass

Date Tested: 10/24/2025












CFU = Colony Forming Units

# Certificate of Analysis

For R&D Use Only - Not a California Compliance Certificate.

## Terpenoid Analysis

Complete

Analyte	LOQ (%)	Mass (%)	Mass (mg/g)
Camphene	0.0085	0.0934	0.934 
3-Carene	0.0085	0.1821	1.821 
β-Caryophyllene	0.0085	0.0328	0.328 
p-Cymene	0.0085	ND	ND
Eucalyptol	0.0085	0.0733	0.733 
Fenchol	0.0085	0.0386	0.386 
α-Humulene	0.0085	0.0593	0.593 
δ-Limonene	0.0085	0.4735	4.735 
Linalool	0.0085	0.2855	2.855 
β-Myrcene	0.0085	0.8429	8.429 
Nerolidol	0.0085	0.1967	1.967 
α-Pinene	0.0085	ND	ND
Terpinolene	0.0085	0.0285	0.285 
<b>Total Terpenoids</b>		<b>2.31</b>	<b>23.06</b>

Date Tested: 10/27/2025

### Method References:

Hemp Profile (SOP HPLC Hemp by UV-Detection)

Multi-Residue Pesticide Analysis - (AOAC\_200701)

*Official Methods of Analysis, AOAC Official Method 2007.01, Pesticide Residues in Foods by Acetonitrile Extraction and Partitioning with Magnesium Sulfate, AOAC INTERNATIONAL (modified).*

*CEN Standard Method EN 15662: Food of plant origin - Determination of pesticide residues using GC-MS and/or LC-MS/MS following acetonitrile extraction/partitioning and clean-up by dispersive SPE - QuEChERS method.*

Mycotoxins Analysis - 5 compounds (FDA\_MYC)

*Determination of Mycotoxins in Corn, Peanut Butter and Wheat Flour Using Stable Isotope Dilution Assay (SIDA) and Liquid Chromatography-Tandem Mass Spectrometry (LC-MS/MS) (modified).*

Heavy Metals Analysis - 4 elements (EPA\_200.8)

*Methods for the Determination of Metals in Environmental Standards - Supplement 1, EPA-600/R-94-111, May 1994.*

*"Determination of Metals and Trace Elements in Water and Wastes by Inductively Coupled Plasma-Mass Spectrometry", USEPA Method 200.8, Revision 5.1, EMMC Version (modified).*

Microbial Analysis - (FDABAM\_4A\_5\_18)

*U.S. Food and Drug Administration, Bacteriological Analytical Manual, Chapter 4A, Diarrheagenic Escherichia coli; Chapter 5, Salmonella; Chapter 18, Yeasts, Molds and Mycotoxins (modified).*